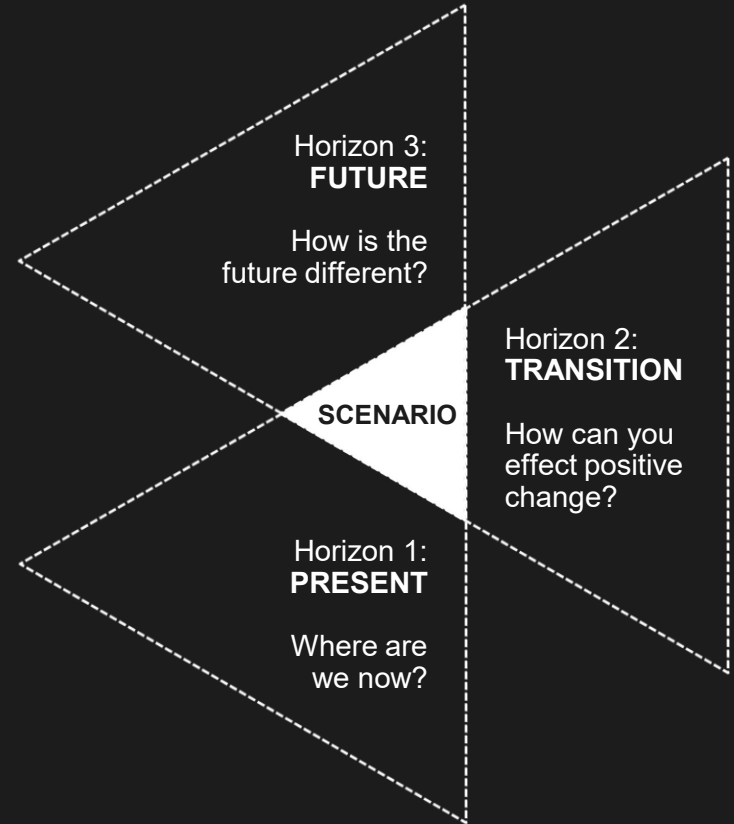
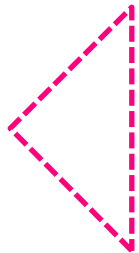


The Open Prototyping **SCOPE** Tool

In the Scoping stage of Open Prototyping, emerging social, technological, environmental and artistic challenges and opportunities are identified, mapped and framed as a concept scenario to help the team to begin to give shape to the project and set a strong foundation for collaboration.

In the Scope stage you should invite people to collectively brainstorm and think through critical issues and credible project directions that are valuable to collaboratively unpack through the Open Prototyping journey.





Purpose of the tool

The Scope tool enables you to set your project's direction and address critical issues and challenges, to help ensure the project outcomes are relevant to the people and the wider social and technological context in which it is situated.

What does it do?

This tool can be used in a brainstorming session with your team and stakeholders (e.g. community participants or experts in specific knowledge areas) to provoke rich discussions and insights to inform the project direction.

As it evokes a desirable future, it places all participants at an equal level to be able to express their interests, goals and ideas.

This tool is based on the Three Horizons foresight framework and helps you to simultaneously think through:

- Horizon 1: Present – Current challenges
- Horizon 2: Transition – Transformative action
- Horizon 3: Future – Future aspirations

How to use it?

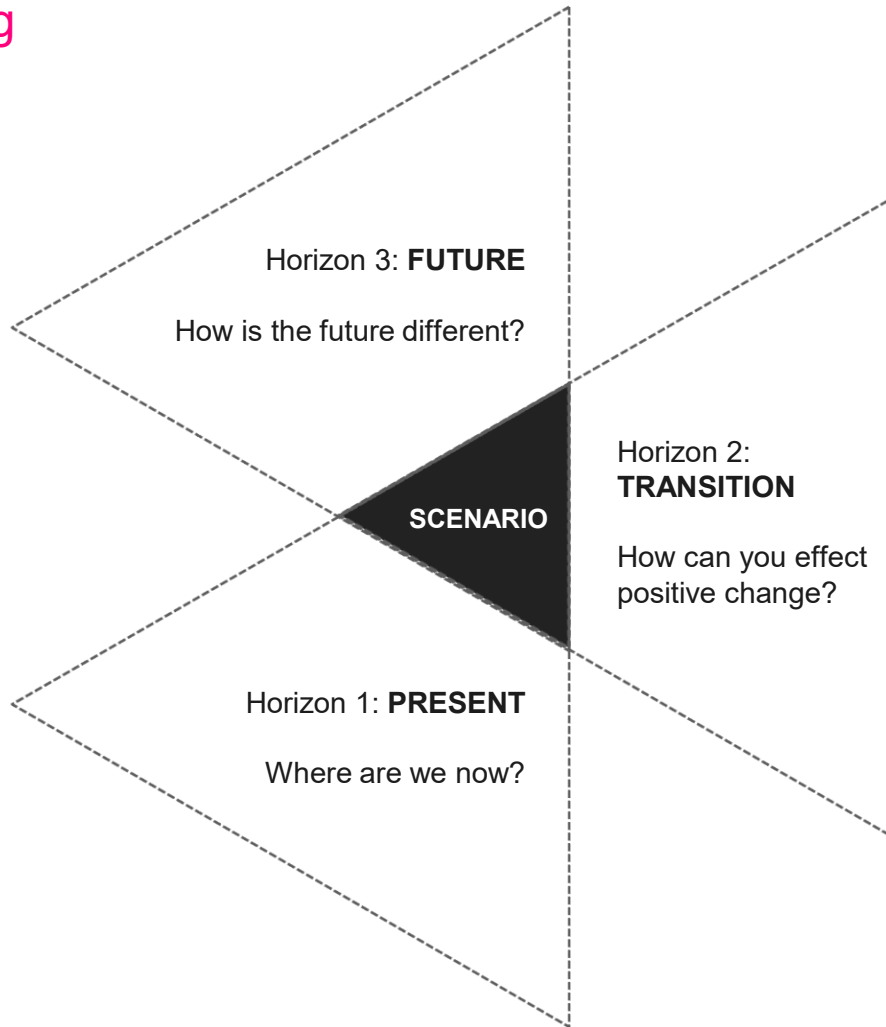
Using the canvas on the next page, you and other participants can write on the sheet or use post-it notes to respond to the following:

STEP1: Ask participants to discuss their current challenges. Encourage to contextualise these within their specific setting and also for them to identify opportunities arising.

STEP2: Ask participants to discuss their future aspirations. What would they like their future to be like? What solution can they foresee for the previously identified challenges?

STEP3: Ask participants to discuss what transformative action is required. What kind of change is required? Who and what needs to drive change, and how? What uncertainties and risks are associated with that transition?

The Open Prototyping **SCOPE** Canvas



How do you capture outputs?

Conclude the brainstorming and discussion by reaching a consensus on a developmental narrative that can be captured in a scenario card.

Are there clear and common themes emerging? Is there anything unexpected that would be interesting to explore?

Using the template on the next page, capture the insights in a linear way, from the present starting point, through a transitional action, and towards a desirable future, thus forming a future scenario.

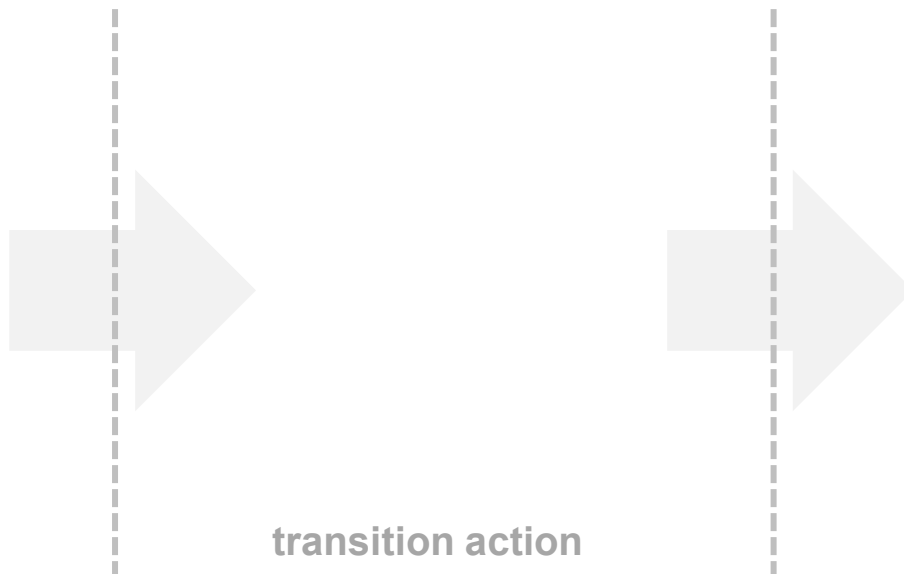
Context, such as participating stakeholders and required resources, are also captured. Provide a future date for the time horizon of the realisation of the desirable outcome.

The scenario cards are used as a resource to engage stakeholders in the further development of their desired future in the Connect stage.

SCENARIO CARD

CONTEXT (PLACE, STAKEHOLDERS, RESOURCES, VALUES, INTERESTS)

FUTURE TIME



present state

transition action

future outcome